



Student Steel Bridge Competition

2023 Rules



Smarter.
Stronger.
Steel.

ASCE AMERICAN SOCIETY
OF CIVIL ENGINEERS

WELCOME

This document, which is available at aisc.org/ssbc, describes the Student Steel Bridge Competition (SSBC) and states the 2023 rules for the Regional Competitions and National Finals. **Clarifications, which include any revisions to the rules, are published at aisc.org/ssbc and do not appear in this document although they are formal addenda to the rules.** The website includes the form for requesting clarifications and other information. Information at the website takes priority over any other source except as herein noted.

Cover Image taken by Steve Buhman, New Leaf Studio. Rules published September 6, 2022.

NEW FOR 2023 RULES

The list of changes below is meant to summarize major changes to the SSBC rules for the 2023 competition as compared to the 2022 competition. **This list is not an exhaustive list of changes to the rules. Teams should read through the 2023 SSBC Rules in their entirety to ensure all requirements are met when competing.**

- New or updated definitions of bend, connection, corner, and faying surface. (Glossary)
- New problem statement involving the San Diego National Wildlife Refuge (Section 3)
- Change to the maximum number of eligible teams from a Regional Competition that can advance to the National Finals (Sub-Section 4.4.2)
- Updated Construction Economy and Structural Efficiency equations (Sub-Sections 6.2.5 and 6.2.6)
- Updated lateral and vertical load locations (Table 7.1)
- Loose bolts and loose nuts shall only be used to create a connection between members (Sub-Section 8.2.2)
- Bolts and nuts of any kind shall not be welded to the bridge (Sub-Section 8.2.2)
- New dimensional requirements for the bridge (Sub-Section 9.3)
- Updated connection requirements and penalties for violations (Sub-Section 9.4)
- Addition of a designated builder area in the staging yard for the start of construction (Sub-Section 10.6.1)
- Single lateral load test with a 1 inch allowable sway (Sub-Section 11.4)
- Updated vertical load locations, deflection observation locations, and sway observation locations (Sub-Section 11.5)
- Clarification on the Regional Competition appeals procedure (Sub-Section 15.1)
- New construction site plan (DWG 1)
- New bridge envelope (DWG 2)

TABLE OF CONTENTS

		<u>page</u>
	Glossary	3
1.	Mission and Summary	8
2.	Introduction	10
3.	Problem Statement	11
4.	Eligibility	13
5.	Safety	16
6.	Scoring	17
7.	Schedule of Competition	23
8.	Material and Component Specifications	26
9.	Structural Specifications	28
10.	Construction Regulations	32
11.	Load Test Instructions	38
12.	Equipment Provided by Host	44
13.	Interpretation of Rules	46
14.	Judging	47
15.	Appeals	48
APPENDIX - DRAWINGS		
	Site Plan Diagram	51
	Bridge Elevation Diagram	52
	Lateral Load Test Plan Diagram	53
	Vertical Load Test Plan and Elevation Diagram	54

GLOSSARY

Accident. Fault committed during timed construction and subsequently penalized.

Aesthetics. Award category based on the presentation of the *bridge* as it will be erected during timed construction with all parts of the assembled *bridge* visible for judging and the *poster* describing the design.

Aggregate deflection. The sum, rounded to the nearest 0.01 inch, of the absolute values of *deflections* measured at *D1* and *D2*.

Assembled Tool. A *tool* that is created by combining two or more *tools* during timed construction.

Bend. An angle formed by deforming a plate or part of a steel section along a line or crease.

Bolt. An unaltered, commercially available rigid connector that contains a head and has external threads around its full circumference, but the threads need not extend over its full length.

Box. A right-rectangular prism made out of non-deformable material that is used to measure the maximum allowable size of *tools* and *members*.

Bridge. Structure constructed of *members*, *loose bolts*, and *loose nuts* that spans the *river* and is supported by piers.

Builder. Undergraduate or graduate student who constructs the *bridge* and is part of a competing *team*. See Section 4, “Eligibility”.

Captain. One *builder* designated to represent the *team* for the entire competition, and who signifies when the *builders* are ready to start timed construction, declares the finish of timed construction, and signs the *data forms*.

Connection. A location where all *faying surfaces* resulting from two or more *members* coming in contact are penetrated by at least one *loose bolt* and secured by a *loose nut* preventing the *members* from separating at that location without first removing the *loose bolt(s)* that connect them.

Constructed portion. A single *member* in contact with the *footing*, or two or more *members* in contact with one another, with or without *loose nuts* and *loose bolts*, assembled during timed construction by *builders* on the *ground* in the *construction zone*.

Construction cost. Dollar amount used to determine a *bridge's construction economy* based on the number of *builders*, *construction time*, *total time* and *load* test penalties.

Construction economy. Award category based on *construction cost*.

Construction site. The location where all construction activities occur comprising the *river*, *construction zones*, *transportation zones* and the *staging yards*.

Construction speed. Award category based on the *total time* required for construction of the *bridge*.

Construction time. Time required to complete construction of the *bridge* without consideration of construction penalties.

Construction zone. Location in the *construction site* where *builders* put the *members* together to construct the *bridge*.

Corner. An angle between two, non-coplanar plates and/or sides of a steel section that is formed by welding the plates and/or steel sections together.

Cost estimation. Award category based on the estimate of the expected *overall performance* rating of a *team's bridge* submitted to the host *school* prior to the selection of the controlling *load* case.

D1, D2. Locations where the vertical *deflections* are measured during vertical *load* testing.

Data form. Forms printed from the official *scoring spreadsheet* used by *judges* to record data collected for each *team* throughout the competition.

Decking. Grating that spans transversely between *stringers* and is used to hold *load* placed on the *bridge*.

Deflection. Vertical translation of the *bridge* or parts of the *bridge* under *load*.

East end. End of the *bridge* determined by a randomizing process (e.g., coin flip) and opposite the *west end*.

Faying Surface. Surface of a *member* that is in contact with the surface of another *member* at a *connection*.

Footing. Areas marked on the *ground* within the *construction zones* where the *bridge* may contact the *ground*.

Ground. Floor inside the *site boundary*, including *footings*, *construction zones*, *transportation zones*, and *staging yards*, but excluding the *river*.

Guest Competitor. A *team* from a *school* that is not eligible to compete per Sub-Section 4.3.2 but has obtained the approval of ASCE and the Regional Competition host *school* to participate in accordance with Sub-Section 4.3.3.

Head Judge. Person with full authority over the conduct of the competition, *safety* and interpretation of the rules.

Judge. Person who assists the *head judge* with the conduct of the competition, *safety* and interpretation of the rules.

L1, L2. Dimensions for positioning the *decking* units for the vertical *load* test that also define locations of observed *deflection* and *sway* during the vertical *load* test.

Lateral restraint. Means of inhibiting sliding of the bearing surfaces during lateral loading applied by the loading crew.

Lightness. Award category based on the *total weight* of the *bridge*.

Load. Weight applied to the *bridge* to assess its *stiffness* and strength.

Loose bolt. *Bolt* not installed in or welded to the *constructed portion* of the *bridge*.

Loose nut. *Nut* not installed on a *bolt* or welded to the *bridge*.

Measured weight. The weight of the *bridge*, not including *decking*, *tools*, *lateral restraint* devices, and *posters*, as determined by *scales* provided by the host *school*.

Member. A rigid component of the *bridge*.

North side. Side of the *bridge* relative to the *west* and *east ends* that corresponds to the location where measurement *D1* is taken during vertical loading.

Nut. A commercially available, mechanically unaltered portion of a connector that has the shape of a hexagonal prism over its full length and contains internal threads around its full circumference over its full length.

Overall performance. Overall award category based on the sum of *construction cost*, *structural cost*, and any fines incurred as a violation of a Team Contract.

Personal protective equipment. Articles provided by the *team* for *safety* worn by *builders* and *team* members conducting construction and loading.

Poster. Informative flat display that must be posted and is judged during *aesthetics* judging.

Pouch. Optional article of clothing that is used to carry *nuts*, *bolts*, and *tools* and includes tool belts, magnets, lanyards, and other accessories worn by *builders* having the same function.

River. A restricted natural feature in the *construction site* that *builders* are not allowed to enter.

S. Dimension for positioning the *decking* unit for the lateral *load* test that also defines the location where the lateral *load* is applied and *sway* is measured during the lateral *load* test.

Safety. Prevention of personal injury and damage to the competition location.

Safety support. Equipment provided by the host *school* used to limit the consequences of a *bridge* collapsing.

Scales. Calibrated equipment provided by the host *school* used to measure the *measured weight* of the *bridge*.

School. College or university that a student *team* represents.

Scoring spreadsheet. Official location where a *team's* score is input by the scoring official at the end of the *team's* competition.

Site boundary. Border of the *construction site*.

South side. Side of the *bridge* relative to the *west* and *east ends* that corresponds to the location where the lateral *load* is applied and *sway* is observed during the lateral *load* test as well as where measurement *D2* is taken and *sway* is observed during vertical loading.

Staging yard. Location within the *construction site* occupied by *builders*, *tools*, and materials at the start and finish of timed construction.

Steel. Iron alloy that is strongly attracted to the magnet provided by the host *school*.

Stiffness. Award category based on the *bridge's aggregate deflection* under vertical loading.

Stringer. Contiguous *decking* support aligned longitudinally along the *bridge*.

Structural cost. Dollar amount used to determine a *bridge's structural efficiency* based on its *total weight*, *measured weight*, *aggregate deflection*, and *load* test penalties.

Structural efficiency. Award category based on *structural cost*.

Sway. Horizontal translation of the *bridge*.

Team. Group of students from the *school* that they are representing who are undergraduate or graduate students during all or part of the fall through spring of the current competition academic year.

Template. Equipment provided by the host *school* to measure clearances within the passageway of the *bridge* and the location of the *stringers* at the top of the *bridge*.

Tool. A device provided by a *team* that is used during construction of the *bridge*, but is not part of the completed *bridge*.

Total time. Time required for construction modified by construction penalties.

Total weight. Sum of *measured weight* and weight penalties.

Transportation zone. Portion of the *construction site* between the *construction zones* and *staging yards* over which *builders* carry *members*, *tools*, *nuts*, and *bolts*.

Video. Optional award category based on a recording that conveys the features of the design, analysis process undertaken to verify the design meets the structural specifications, fabrication methods, construction procedures and overall appeal of the *bridge* to the owner.

West end. End of the *bridge* that is opposite the *east end* of the *bridge* and from which *L1*, *L2*, and *S* are measured.

Section 1

MISSION AND SUMMARY

VISION

Empower students to acquire, demonstrate, and value the knowledge and skills that they will use as the future generation of design professionals and to contribute to the structural *steel* design community and construction industry.

MISSION

Challenge students to extend their classroom knowledge to a practical, hands-on *steel* design and construction project that grows their interpersonal and professional skills, encourages innovation, and fosters impactful relationships between students with faculty, industry professionals and professional organizations.

SUMMARY

Civil Engineering students are challenged to an intercollegiate competition that supplements their education with a comprehensive, student-driven project experience from conception and design through fabrication, erection, and testing. This experience culminates in a *steel* structure that meets client specifications and optimizes performance and economy. The Student Steel Bridge Competition (SSBC) increases awareness of real world engineering issues such as spatial constraints, material properties, strength, serviceability, fabrication, erection processes, *safety*, *aesthetics*, project management, and cost estimating. Success in competition requires application of engineering principles and theory, effective teamwork, and inclusive practices. Future engineers are stimulated to innovate, practice professionalism, and use structural *steel* efficiently.

Students design and erect a *steel bridge* by themselves but may consult with faculty and other advisors. Students gain maximum benefit if they fabricate the entire *bridge* themselves. However, because appropriate shop facilities and supervision are not available at all *schools*, students may use the services of a commercial fabricator if they develop the work orders and shop drawings and observe the operations. Students are encouraged to maximize their involvement in fabrication.

Safety is paramount. AISC and ASCE request that competitors, advisers, hosts, and *judges* take all necessary precautions to prevent injury to competitors, *judges*, host personnel, and spectators. Risky procedures are prohibited. *Load* testing is stopped if *sway* or *deflection* exceeds specified limits, or if collapse is imminent. *Bridges* that cannot be constructed and loaded safely are withdrawn from competition and are only eligible for awards in the categories of *aesthetics* and *video*. In addition, the rules identify and penalize construction errors that represent *accidents* in full-scale construction.

The Student Steel Bridge Competition provides design and management experience, opportunity to learn fabrication processes, and the excitement of networking with and competing against *teams* from other *schools*.

AISC and ASCE require all students to follow *safety* precautions in regards to the COVID-19 pandemic when participating in activities associated with the SSBC. Student *teams* should respect and follow all *safety* rules put in place by their respective *schools* as *safety* and student health are paramount. Given the continually changing environment surrounding COVID-19, modifications to the Regional Competitions and National Finals may be required and will be assessed as deemed appropriate.

Section 2

INTRODUCTION

The rules simulate a request for proposal that requires a scaled model to demonstrate the efficacy of competing designs. Section 3, “Problem Statement,” relates the rules to realistic challenges encountered in *bridge* design and construction.

Sections titled “Material and Component Specifications,” “Structural Specifications,” and “Construction Regulations” set standards for strength, durability, constructability, usability, functionality, and *safety* that reflect the volumes of requirements that govern the design and construction of full-scale bridges. Criteria for excellence in the award categories of *stiffness*, *lightness*, *construction speed*, *aesthetics*, *cost estimation*, *video*, *structural efficiency*, and *construction economy* are listed in “Scoring.” Competition *judges* and the SSBC Rules Committee take the role of the owner or owner’s agent and have authority to accept and reject entries.

The rules accommodate a variety of designs and encourage innovation. Designers must consider the comparative advantages of various alternatives. Successful *teams* compare alternatives prior to fabrication using value analysis based on scoring criteria. The rules change every year to renew the challenge and ensure new *bridges* are designed and built.

The rules are intended to be prescriptive, but may require interpretation. The procedure for requesting clarification of the rules is described in Section 13, “Interpretation of Rules.” Competitors, *judges*, and host personnel are encouraged to read this rules document from beginning to end and then review the Host and Competitors Guides at aisc.org/ssbc. That site also is the source of the official *scoring spreadsheet* which generates *data forms* for recording data. *Judges* should be familiar with these *data forms* prior to competition.

Results of the previous years’ competitions are posted at aisc.org/ssbc.

Members of the Student Steel Bridge Competition Rules Committee

- Bradley J. Dillman, P.E., VP Engineering & Estimating, High Steel Structures
- Drew Dudley, S.E., P.E., Principal / Lecturer, Dudley Engineering /Texas A&M University
- Christina Harber, S.E., P.E., Senior Director of Education, AISC
- Jason McCormick, Ph.D., P.E., Professor, University of Michigan
- Javier Moncada, P.E., Construction Manager, City of Lake Oswego
- Matthew Schultz, S.E., P.E., Structural Engineer, Wallace Design Collective
- Kimberly Stillmaker, MBA, Ph.D., P.E., Assoc. Professor, California State Univ., Fresno

Student Steel Bridge Competition Official Scorekeeper

- Christopher Garrell, P.E., Chief Bridge Engineer, National Steel Bridge Alliance

Section 3

PROBLEM STATEMENT

The San Diego National Wildlife Refuge was established in 1996 and provides over 12,300 acres of preserved habitat as part of the San Diego Multiple Species Conservation Program. Open grasslands, riverine corridors, and oak woodlands are some of the restored habitats that can be found within the refuge. The refuge stretches from the city of Jamul to communities in Spring Valley and eastern Chula Vista and provides not only a safe location for wildlife, but also opportunities for hiking, mountain biking, and horseback riding. Near the trailhead of the Sweetwater Interpretive Loop trail is located the historical four hundred and sixty feet long and twenty-two feet wide Sweetwater River Bridge, which is a steel Parker Through Truss bridge built in 1929. The bridge was retired from road use in 1987 and now serves as a pedestrian bridge and the gateway into the San Diego National Wildlife Refuge.

In order to provide better access for service vehicles and more opportunities for San Diego National Wildlife Refuge users to access trails on both sides of the Sweetwater River, a new bridge that pays tribute to the Sweetwater River Bridge's use of steel has been proposed further down river. The use of steel for the bridge also provides versatility in the design, ease of prefabrication, ability to rapidly erect, superior strength to weight ratio, durability, and a high level of recycled content. The bridge shall be aesthetically pleasing and have the ability to support pedestrians, bicycles, horses, park service vehicles, and emergency vehicles while prohibiting private motor vehicles.

A feasibility study is being conducted that includes a competition to identify the best design for the new *bridge*. Your company is invited to compete by submitting a 1:10 scale model to demonstrate its concept. The *bridge* must have the ability to support the weight of pedestrians, cyclists, equestrians, and maintenance and park vehicles. Scale models will be erected under simulated field conditions and will be tested for stability, strength, and serviceability using standardized lateral and vertical *loads*. *Structural cost*, *construction cost* and duration, and *aesthetics* are important considerations. Virtual costs are assigned to critical features, including a sliding scale for material that promotes robustness without wastefulness. The ability of your company to accurately estimate the *overall performance* of your *bridge* also will be judged. Engineers associated with the U.S. Fish and Wildlife Service will judge the competition and will award the design/build contract to the company whose model satisfies the specified requirements and best achieves the project objectives.

In order to maintain existing habitats, no construction activity can take place within the *river's* confines. Designs with permanent or temporary piers within the confines of the *river* will not be considered. Soil conditions and concerns about existing wildlife habitats also preclude temporary piers elsewhere, as well as restricting the location of *footings* and the

size of *construction zones*. Remote staging of material and equipment is required. The size and quantity of *members* to be transported also is limited. Models will not include deck, foundations, and approaches.

Design companies are encouraged to gather diverse *teams* and treat everyone with respect. A *team* that creates a respectful, welcoming, and inclusive environment, and is not predisposed to defined roles and biases, will benefit greatly from the creativity that diversity affords.

Any attempt to gain advantage by circumventing the intent of the competition as expressed by the rules, including this problem statement, will be grounds for rejecting a model and terminating that company's eligibility.

Section 4

ELIGIBILITY

4.1 REQUIRED CONDUCT

Invitations to competitions are a privilege, not a right. Failure to act professionally can result in letters of reprimand, mandatory behavior management plans, and loss of invitations.

4.2 LEVELS OF COMPETITION

There are two levels of the Student Steel Bridge Competition in North America: Regional Competitions and the National Finals. The Regional Competitions are typically held in conjunction with ASCE Student Symposia. Outstanding performance in Regional Competitions, and only participation in those competitions, qualifies eligible *teams* for the Student Steel Bridge Competition National Finals, which is organized by AISC in collaboration with ASCE. At its discretion, ASCE may organize an International Competition and is evaluating this possibility for the future.

4.3 REGIONAL COMPETITIONS

4.3.1 Only one *bridge* per *school* may compete in a Regional Competition, and a *school* may compete in only one Regional Competition.

4.3.2 A *school* is eligible to compete if it has an ASCE student chapter located in North America, which is in good standing with ASCE at the start of the Regional Competition, and is competing in their ASCE assigned Student Conference. A list of conference assignments and symposium host chapters are listed at asce.org/communities/student-members/conferences.

4.3.2.1 For an ASCE Student Chapter to be in good standing with ASCE at the start of a Regional Competition, they must:

- (a) have paid their annual dues, as received by ASCE, no later than 11:59 p.m. EST on February 1, 11:59 p.m.;
- (b) have submitted their student chapter full Annual Report or EZ Annual Reporting Form no later than 11:59 p.m. on February 1, 2023

4.3.3 A *school* may participate as a *Guest Competitor* in a Regional Competition at the discretion of the host school and ASCE if they:

4.3.3.1 Have an established AISC Student Club and have not competed as a *Guest Competitor* for more than three consecutive years; or

4.3.3.2 Have submitted a *Statement of Intent to Establish an ASCE Student Chapter* to ASCE and have not competed as a *Guest Competitor* for more than three consecutive years; or

4.3.3.3 Have an ASCE Student Chapter located outside of North America; or

4.3.3.4 Have an ASCE Student Chapter that is not in good standing with ASCE prior to the start of the Regional Competition according to Sub-Section 4.3.2.1.

4.3.4 *Guest Competitors* will be scored and are eligible to receive the awards in Section 6.

4.3.5 A *team* shall consist only of undergraduate and graduate students enrolled at the *school* for which they are representing during all or part of the fall through spring of the current competition academic year.

4.3.6 The official *scoring spreadsheet* shall be used, and all *teams* shall be listed on that spreadsheet. The official *scoring spreadsheet* may be downloaded from aisc.org/ssbc.

4.3.7 The host *school* shall promptly submit scans of the individual *team's data forms* and the completed official *scoring spreadsheet* file for the Regional Competition to ssbcscorekeeper@aisc.org. *Teams* from that Regional Competition will not be invited to the Student Steel Bridge Competition National Finals until the *data forms* and *scoring spreadsheet* file are received and eligibility is confirmed.

4.4 NATIONAL FINALS

4.4.1 A *team* is eligible to be invited to the National Finals based on competition placement if it is ranked for all awards at its Regional Competition as a non-*guest competitor* and it meets the following qualifications for ASCE Student Chapters.

4.4.1.1 An ASCE Student Chapter must be in good standing with ASCE as shown that they:

- (a) Have paid their annual dues, as received by ASCE, no later than February 1, 11:59 p.m. EST.
- (b) Submitted their student chapter's full Annual Report no later than 11:59 p.m. EST on February 1, 2023 and have received a minimum score of 40 points out of a possible 100. Student Chapters that submit an EZ annual reporting form do not qualify to advance on to the National Finals.

4.4.1.2 An ASCE Student Chapter must attend and participate in their assigned Student Symposium as shown through their school's:

- (a) On-time attendance and active participation by a member of the ASCE Student Chapter at the Student Symposium Business Meeting.
- (b) Participation in the Student Symposium Paper Competition, including submission and presentation by a member of the ASCE Student Chapter. Note that any papers/presentations created for any other competition do not count as an entry into the Student Symposium Paper Competition.

4.4.2 The maximum number of eligible *teams* from a Regional Competition that will be invited to compete in the National Finals is based on the number of non-*guest competitors* that competed at that Regional Competition (that is, presented *bridges* and staged them for timed construction).

- (1) The single eligible *team* with the best *overall performance* rating will be invited from a Regional Competition in which two to five *teams* competed.
- (2) The top two eligible *teams* in *overall performance* will be invited from a Regional Competition in which six to ten *teams* competed.
- (3) The top three eligible *teams* in *overall performance* will be invited from a Regional Competition in which eleven to sixteen *teams* competed.
- (4) The top four eligible *teams* in *overall performance* will be invited from a Regional Competition in which seventeen or more *teams* competed.

4.4.3 In addition to qualifying for the National Finals by meeting the requirements of Sub-Sections 4.4.1 and 4.4.2, the following exceptions may be made:

4.4.3.1 The Rules Committee may, with suitable notice to participating teams, modify the number of qualifying schools as well as develop rules for additional "wildcard" participants and qualifiers based on receiving special awards;

4.4.3.2 If an eligible school declines to participate in the National Finals, other schools may be named as a replacement at AISC's and ASCE's joint discretion;

4.4.3.3 AISC may, with ASCE's consent, name additional participants in the National Finals.

4.4.4 A *team* competing at the National Finals shall consist only of undergraduate and graduate students who were enrolled at the *school* for which they are representing during all or part of the fall through spring of the current competition academic year leading up to the National Finals.

4.4.5 *Bridges* may be modified in preparation for the National Finals.

Section 5

SAFETY

Safety has the highest priority; risk of personal injury will not be tolerated. *Judges* are empowered to halt and prohibit any activity that they deem to be hazardous. If a *bridge* cannot compete safely, it must be withdrawn from competition.

Sub-Sections 9.4, 9.5, 10.2, 10.3, 11.1, 11.2, and 11.5.2 of these rules identify potential hazardous conditions and actions that can result in withdrawing a *bridge* from competition if not corrected. *Judges* will document these *safety* violations by checking the appropriate boxes on the *data forms*. If the problem is not listed, a *judge* should write a brief description of the problem on the *data form*.

Students are requested to practice safe fabrication procedures and seek appropriate instruction and supervision. Sub-Section 8.1 provides a warning for a welding hazard, and precautions listed in Sub-Sections 11.1, 11.2, 11.5.1.2, and 11.5.2 guide safe *load* testing prior to competition.

Section 6

SCORING

6.1 RECORDING DATA, ANNOUNCING RESULTS, SUBMITTING SCORES

Scoring data shall be recorded for every *team* that competes using the *data forms* printed from the official *scoring spreadsheet* downloaded from aisc.org/ssbc. Data from these forms are then entered into the *scoring spreadsheet*. After all scoring information has been collected for a *team*, the scoring official reviews each data entry with the *captain* of that *team*. The *captain* is given adequate time to verify the data before signing the form. Then a paper or electronic copy of the *team's* "Computation" worksheet from the *scoring spreadsheet* is given to the *captain*.

Formulas and links in the *scoring spreadsheet* shall not be modified.

The "Rankings" worksheet from the spreadsheet summarizes the performance of all *teams* and is distributed at the awards ceremony, electronically or as paper copies.

Scans of the individual team's *data forms* and the completed official *scoring spreadsheet* file for a Regional Competition shall be submitted to ssbcscorekeeper@aisc.org by the host *school* as soon as possible after the competition. **Regional Competition results are not final until the *data forms* and *scoring spreadsheet* file are submitted.** Questions and comments regarding the spreadsheet should be sent to ssbcscorekeeper@aisc.org.

The original *data forms* shall be retained by the Regional Competition host *school* until the scanned files are submitted and a confirmation email is received indicating that the hard copies are no longer needed.

6.2 COMPETITION CATEGORIES

Competition categories are *aesthetics*, *construction speed*, *lightness*, *stiffness*, *construction economy*, *structural efficiency*, and *cost estimation*. In addition, *overall performance* is rated. Teams also may compete in an optional *video* category.

6.2.1 Aesthetics

An award is given for *aesthetics*. All bridges presented for *aesthetics* judging and staged for timed construction are eligible for this award. The *bridge's* appearance and a *poster* describing the bridge design contribute to the *Aesthetics* ranking. *Aesthetics* is judged by the following criteria.

6.2.1.1 *Bridge* appearance.

6.2.1.1.1 *Bridge* appearance includes the *bridge's* balance, proportion, elegance, and finish. Fabrication quality, including welding, shall not be considered because some *bridges* may be fabricated professionally rather than by students.

6.2.1.1.2 The *bridge* is presented exactly as it will be erected during timed construction and all parts of the assembled *bridge* must be visible during *aesthetics* judging.

6.2.1.1.3 Permanent identification of the *bridge* consisting of the *school's* name is required. The name shall be formed from *steel* or applied to *steel* with paint or decals and should be easily legible (lettering at least 1" high is recommended). A *bridge* that lacks appropriate identification will receive a very poor *aesthetics* rating.

6.2.1.2 *Poster* describing design.

6.2.1.2.1 The following items are required on the *poster* and provide the basis for judging the *poster* for *aesthetics*:

- (1) identification of the *school*, using the same name that appears on the *bridge*,
- (2) brief explanation of why the overall *bridge* configuration was selected,
- (3) scaled, dimensioned side view of the *bridge*,
- (4) brief explanation of analysis conducted to verify that the design meets the structural specifications (may include steps used to verify the model and analysis procedures used to consider lateral deflections, vertical deflections and stability under load)
- (5) free-body diagram of a single beam that represents one of the *bridge stringers*, with the same end-to-end length, supports at appropriate locations to represent the piers, *loads* for one of the cases specified in Sub-Sections 7.1(8) and 11.5, and reaction forces,
- (6) shear and moment diagrams of the beam corresponding to the free-body diagram, showing peak magnitudes,
- (7) brief explanation of the *team's* use of Accelerated Bridge Construction (ABC), such as design features, construction sequencing, and procedures intended to minimize *construction time*, or Lean Construction, such as reduced or eliminated unnecessary movement, inventory, waiting during production, and scrap, and
- (8) acknowledgement of the *school's* technicians, faculty, and others who helped fabricate the *bridge* or provided advice.

6.2.1.2.2 The following items are encouraged on the *poster*, but remain optional, and will not factor into *aesthetics* judging:

- (1) a brief summary and/or pictures on the poster of any diversity, equity, and inclusion activities that have been undertaken,

- (2) names of financial sponsors (alternatively, an optional second *poster* that can accommodate financial sponsors' logos can be used), and
- (3) additional information of the *team's* choice.

6.2.1.2.3 The *poster* shall

- (1) be flat with maximum dimensions of two by three feet,
- (2) present all information on one side,
- (3) not have attached pages that must be lifted or turned, and
- (4) be in English.

6.2.1.2.4 The *aesthetics* rating will be very poor if there is no *poster* or if it is grossly inadequate. The *poster* is not part of the *bridge* but must be displayed during *aesthetic* judging. Judges will only assess the *poster* and its content. Supports used for the *poster* will not be considered in judging the *poster*.

6.2.1.2.5 If English is not the dominant language where the competition is conducted, an optional additional *poster* may be displayed that is a translation into the local language of the required English language design *poster*.

6.2.1.3 *Aesthetics* is the tie breaker for all competition categories unless otherwise indicated in the rules. *Judges* shall not declare ties in *aesthetics*.

6.2.2 Construction Speed

The *bridge* with the lowest *total time* will win in the *construction speed* category. *Total time* is the time required for construction modified by construction penalties prescribed in Sub-Sections 9.4, 9.5, 10.4.1, 10.4.2, 10.4.3, and 10.8.1. There is an upper limit on *construction time* (see Sub-Section 10.8.2).

6.2.3 Lightness

The *bridge* with the least *total weight* will win in the *lightness* category. *Total weight* is *measured weight* plus weight penalties prescribed in Sub-Sections 8.2, 9.3, and 10.4.2. *Decking, tools, lateral restraint* devices, and *posters* are not included in *measured* or *total weight*.

6.2.4 Stiffness

The *bridge* with the lowest *aggregate deflection* will win in the *stiffness* category. *Aggregate deflection* is determined from measurements as prescribed in Sub-Section 11.5.

6.2.5 Construction Economy

The *bridge* with the lowest *construction cost* (C_c) will win in the *construction economy* category. *Construction cost* is computed as

$$C_c = \text{Construction time (minutes)} \times \text{number of builders (persons)} \\ \times 100,000 (\$/\text{person-minute}) + (\text{Total time} - \text{Construction time}) \\ \times 250,000 (\$/\text{minute}) + \text{load test penalties } (\$).$$

“*Load test penalties*” are prescribed in Sub-Section 11.5.2.

6.2.6 Structural Efficiency

The *bridge* with the lowest *structural cost* (C_s) will win in the *structural efficiency* category. *Structural cost* is computed as

$$C_s = [\text{Measured weight (pounds)}]^{1.85} \times 45 (\$/\text{pound}^{1.85}) \\ + (\text{Total weight} - \text{Measured weight}) (\text{pounds}) \times 2,500 (\$/\text{pound}) \\ + \text{Aggregate deflection (inches)} \times 2,750,000 (\$/\text{inch}) \\ + \text{Load test penalties } (\$).$$

Sub-Section 11.5.2 prescribes “*load test penalties*.”

6.2.7 Overall Performance

The *overall performance* rating of a *bridge* is the sum of *construction cost* (C_c), *structural cost* (C_s), and any fines incurred as a violation of a *Team Contract* (Student Steel Bridge Competition National Finals only). The *bridge* achieving the lowest value of this total wins the overall competition.

6.2.8 Cost Estimation

An award will be given to the team that best estimates their *overall performance* rating and completes the competition.

6.2.8.1 Prior to the selection of the *load* case as prescribed in Sub-Section 7.1(8) (e.g., at the captain’s meeting), all *teams* will submit their estimated *overall performance* rating to the host *school* for all 6 *load* cases. The host *school* will input the values into the *scoring spreadsheet*.

6.2.8.2 The *team* that has the smallest absolute value of the difference between the actual *overall performance* rating and estimated *overall performance* rating will win the award.

6.2.8.3 Ties for the *cost estimation* award will first be broken by the *team* that overestimates their *overall performance* rating being ranked ahead of a *team* that underestimates their *overall performance* rating and then by *aesthetics* ranking, if necessary.

6.2.9 Video

Teams may compete in the optional *video* award category provided their *bridge* is presented for *aesthetics* judging and staged for timed construction at a Regional Competition. Being able to convey the features of the *bridge's* design, the analysis conducted to verify that the design meets the structural specifications, the fabrication process, and the procedure by which it will be constructed is critical to a client accepting the work of an engineer. *Videos* are one means of accomplishing this task if they are professional, concise, informative, and consider the level of knowledge of the viewing audience.

All *teams* competing in the optional *video* award category must submit their entry before 5:00 p.m. EDT on May 1, 2023 to be considered. The submission form can be found at aisc.org/ssbc. The winning *team* will be announced at the National Finals and their *video* will be shown during the National Finals' award ceremony.

6.2.9.1 The *video* requirements include:

- (1) maximum of 6 minutes long and formatted so that it can be posted to YouTube;
- (2) be directed toward the owner who is using it to assist in the decision of which *team* to select to move forward with the *bridge* project (assume the owner has some technical background);
- (3) summarize the design, analysis, fabrication, and construction aspects of the *team's bridge* with a particular emphasis on innovation; and
- (4) involve more than one *team* member presenting the content.

6.2.9.2 *Video* submissions will be judged based on:

- (1) the quality of how the information is conveyed through the *video*, whether proper explanations are provided, and whether supporting material was effectively used;
- (2) the information provided to allow the owner to evaluate the design, analysis, fabrication and construction aspects of the *bridge*; and
- (3) the confidence the owner has after watching the *video* that the *team's bridge* is the right one to be selected for the project.

6.3 SPREADSHEET FOR SCORING

The *scoring spreadsheet* is available at aisc.org/ssbc. Questions and comments regarding the spreadsheet should be sent to ssbcscorekeeper@aisc.org. The spreadsheet also is useful for comparing alternatives when designing a *bridge*. *Teams* are encouraged to download, understand, and verify the spreadsheet before the competition.

6.4 SPECIAL AWARDS

In addition to the competition category awards, special awards are given to eligible participating *teams*. These awards do not factor into the category scores or *overall performance* rating of a *bridge* as defined in Sub-Section 6.2.7.

6.4.1 SSBC Team Engagement Award

The SSBC Team Engagement Award is presented to a *team* that demonstrates an outstanding commitment to building a diverse *team*, creating an inclusive environment, and appreciating the value of remarkable individuals working together to succeed. The basis for this competition is a one- to two-page written narrative that details the *team's* efforts towards diversity, equity and inclusion during any phase of the competition: e.g. recruiting, training, design, and/or construction activities, and how these diversity, equity and inclusion efforts positively impacted the *team's* technical outcomes.

All *teams* that compete at a Regional Competition are eligible for this award; participation is not mandatory. Information on this award and the submission form can be found at aisc.org/ssbc. Entries must be received before 5:00 p.m. EDT on April 3, 2023 to be considered. The winner will be selected by the Rules Committee and announced by April 21. The winning team will receive an invitation to the National Finals.

6.4.2 Robert E. Shaw, Jr. Spirit of the Competition Award

The award is named for Robert E. Shaw, Jr. who founded the Student Steel Bridge Competition in the spring of 1987 as a means of challenging university and college students to use their engineering skills to design, fabricate, construct and test a scaled-version of a *steel bridge* in a friendly competition.

The Robert E. Shaw, Jr. Spirit of the Competition Award is presented to a *team* that demonstrates outstanding *team* comradery, professionalism, positive work ethic and respect for their competition peers.

All *teams* that compete at the National Finals are eligible for this award.

6.4.3 Frank J. Hatfield Ingenuity Award

The award is named for Frank J. Hatfield who was the Chair of the Student Steel Bridge Competition Rules Committee during its first three decades of existence. He was responsible for orchestrating the many evolutions of the rules since the first Student Steel Bridge Competition in 1992 and was involved in the competition from its inception.

The Frank J. Hatfield Ingenuity Award is presented to a *team* that shows the most engineering ingenuity in the design and/or construction of their *bridge* based on the requirements of the competition rules.

All *teams* that compete at the National Finals are eligible for this award.

Section 7

SCHEDULE OF COMPETITION

In the months before the competition, students design their *bridges*, fabricate *members*, test *load*, designate the competition *team*, and practice construction. The regional host *school* procures a venue, organizes equipment (Section 12), and recruits *judges* (Section 14). *Judges* prepare by reviewing the current rules and all clarifications (Section 13). Clarifications, some of which may have been posted immediately prior to the competition, are found at aisc.org/ssbc.

7.1 RECOMMENDED SCHEDULE

- (1) The official *scoring spreadsheet* is downloaded from aisc.org/ssbc, and *data forms* are generated from that spreadsheet.
- (2) Using a random process, the *head judge* or host *school* determines the order in which *teams* will compete.
- (3) The *head judge* conducts a meeting with the other *judges* to clarify any rules concerns and to inspect the construction and loading facilities.
- (4) *Bridges* are erected for public viewing and are judged for *aesthetics*. After the start of *aesthetics* judging, *bridges* shall not be altered, modified, or enhanced in any way with the exception of modifications made to the *bridge* during the construction portion of the competition and made solely for the purpose of rectifying rules violations.
- (5) *Bridges* are disassembled.
- (6) In a meeting at which all *captains* are present, the *head judge* clarifies rules and conditions of the competition, and answers questions.
- (7) Teams submit their estimated *overall performance* ratings to the host *school* at the *captains* meeting and the host *school* inputs the values into the *scoring spreadsheet*.
- (8) Immediately before timed construction of the first *bridge*, the *head judge* rolls a die to determine the location of the *decking* units along the *bridge* for the lateral and vertical *load* tests. This designation will guide the lateral *load* test as described in Sub-Section 11.4 and vertical *load* test as described in Sub-Section 11.5, and the associated Test Plan Diagrams. For each possible result of the roll (N), Table 7.1 gives the dimensions for positioning the *decking* units along the *bridge* and locations where the lateral and vertical *load* are applied and vertical deflection and sway are measured. The same values of *L1*, *L2*, and *S* will be used for all *bridges* at the same Regional Competition.
- (9) *Bridge members*, *tools*, *nuts*, and *bolts* are staged for construction and inspected by the *judges*. See Section 8, “Material and Component Specifications,” and Sub-Sections 10.2.3, 10.2.4, 10.2.5, and 10.6 for details.
- (10) Timed construction. See Section 10, “Construction Regulations,” for details.

- (11) *Judges* inspect assembled *bridges*. For details, see Section 9, “Structural Specifications.” Between corrections described in Sub-Section 9.4 and the start of *load* testing, force shall not be applied to the *bridge* except as necessary to move it. For example, leaning or sitting on the *bridge* is not allowed.
- (12) *West* and *east ends* of the bridge are determined individually for each bridge by a randomizing process (e.g., coin flip).
- (13) *Bridges* are weighed (if it is impractical to weigh the entire *bridge*, its individual parts may be weighed). **All *bridges* shall be weighed, including those that fail as well as those which are withdrawn from competition and are not eligible for all awards.**
- (14) Bridges are *load* tested. See Section 11, “*Load* Test Instructions,” for details.
- (15) Data entry is conducted. After a *team* has completed all phases of the competition, data for the *team* is transcribed from the *data forms* into the official *scoring spreadsheet* and checked by the *captain*. After data entry has been completed, a copy of the *team’s* “Computation” worksheet from the *scoring spreadsheet* is given to the *captain* electronically or on paper.
- (16) Scores and rankings are determined using the official *scoring spreadsheet*.
- (17) Paper or electronic copies of the “Rankings” worksheet of the official *scoring spreadsheet* are distributed to *captains* of all *teams* at the awards ceremony.
- (18) The host *school* submits scans of each individual team’s *data forms* and the completed official *scoring spreadsheet* file by email to ssbcscorekeeper@aisc.org as soon as possible after completion of the competition.
- (19) The host *school* retains the *data forms* until a confirmation email has been received.

TABLE 7.1 Determination of *L1*, *L2*, and *S*

N	L1	L2	S
1	4'-0"	7'-6"	7'-0"
2	4'-6"	8'-6"	7'-0"
3	7'-0"	13'-0"	10'-0"
4	8'-6"	13'-6"	13'-0"
5	10'-0"	15'-0"	10'-0"
6	11'-6"	16'-0"	13'-0"

7.2 ALTERNATIVES

The order recommended above may be altered. However, it is essential that

- (1) *Bridges* are not modified after the die is rolled with the exception of modifications made to the *bridge* during the construction portion of the competition and made solely for the purpose of rectifying rules violations.
- (2) *Bridges* are not modified between *aesthetics* judging and timed construction.
- (3) Estimated *overall performances* ratings are submitted by all *teams* prior to any *team* weighing their *bridge* or starting timed construction.

- (4) No components or *tools* are added to or removed from the *construction site* after staging for inspection.
- (5) Modifications between timed construction and *load* testing are limited to *connection* corrections described in Sub-Section 9.4.

Section 8

MATERIAL AND COMPONENT SPECIFICATIONS

8.1 MATERIAL

Some grades of *steel* are not magnetically attractive. If any *member*, *nut*, or *bolt* is not strongly magnetic *steel* or incorporates parts that are not strongly magnetic *steel*, the *bridge* will not be eligible for awards listed in Sub-Section 6.2, except for *aesthetics* and *video*. The *bridge* shall be constructed and *load* tested at the *head judge's* discretion if that can be done safely within available time. See Sub-Section 8.2 for specifications on "*members*", "*loose bolts*", and "*loose nuts*".

Health Advisory: The bright silvery or colored coating on *bolts*, *nuts*, threaded rods, and other hardware contains zinc and cadmium. At welding temperatures, both elements create hazardous fumes. Inhalation of zinc fumes causes symptoms resembling those of influenza. Cadmium gas can damage lungs and kidneys and is a potential carcinogen. **Only plain (uncoated) hardware should be welded.**

8.2 COMPONENTS

Violation of the specifications in this Sub-Section (8.2) will result in penalties being added to the weight of the *bridge*. **The penalty is 20 pounds for each individual non-compliant *loose nut* and *loose bolt*, and 40 pounds for each individual non-compliant *member*.** See Sub-Sections 8.2.2, 8.2.3, and 8.2.4 for specifications on "*members*", "*loose bolts*", and "*loose nuts*".

8.2.1 Bridge

A *bridge* shall be constructed only of *members*, *loose bolts*, and *loose nuts*. Solder, brazing, and adhesives are not permitted. Exceptions: Purely decorative items such as coatings and decals are permitted, and *bridge* parts may be labeled.

8.2.2 Members

8.2.2.1 Parts of a *member* are welded together. A *member* shall retain its shape, dimensions, and rigidity during timed construction and *load* testing. A *member* shall not have parts that are cables. Exception: Deformations caused by mechanical strain (e.g., bending, stretching) during construction and *load* testing are not violations.

8.2.2.2 All *members* shall fit into a right rectangular prism (i.e., *box*) of dimensions of 3'-6" x 6" x 4".

8.2.2.3 *Loose bolts* shall only be used to create a *connection* between *members*.

8.2.2.4 *Loose nuts* shall only be used to create a *connection* between *members*.

8.2.2.5 *Bolts* and *nuts* of any kind shall not be welded to the *bridge*.

8.2.2.6 Holes in *members* for *loose bolts* shall not be threaded.

8.2.3 Loose Bolts

8.2.3.1 *Loose bolts* shall not have parts that flex or move. *Loose bolts* shall be commercially available, have a head, and shall not be mechanically altered or modified in any way, but may be painted.

8.2.3.2 Nominal length of *loose bolts* shall not exceed 3" measured from the bottom of the head to the end. *Loose bolts* shall have external threads that extend around the full circumference, but need not extend over their full length.

8.2.4 Loose Nuts

8.2.4.1 *Loose nuts* shall have the external shape of a hexagonal prism over their full length and not have parts that flex or move. *Loose nuts* shall be commercially available and shall not be mechanically altered or modified in any way but may be painted.

8.2.4.2 *Loose nuts* shall have internal threads that extend for the full circumference over their full length.

Section 9

STRUCTURAL SPECIFICATIONS

9.1 MEASUREMENT

Conformance with the specifications in this Section (9) will be checked with the *bridge* in its as-built condition after termination of timed construction and before the *bridge* is moved from the *construction site* or *load* tested. The *bridge* shall not be modified or distorted from its as-built condition in order to conform to these specifications except as prescribed by Sub-Section 9.4. Dimensions will be checked without *decking* or applied *load*. **Judges may touch the *bridge* but shall not turn *nuts* or *bolts* or alter the condition of the *bridge* in any other way.**

9.2 FUNCTIONALITY

If any specification in this Sub-Section (9.2) is violated, the *bridge* will not be eligible for awards in any category, except for *aesthetics* and *video*. The *bridge* shall be *load* tested at the *head judge's* discretion if it can be done safely within available time.

9.2.1 The *bridge* shall have exactly two *stringers*, each of which is contiguous. Each *stringer* shall extend from inside the *west end footing* to inside the *east end footing*. Sections of the *stringer* may be part of *members* that serve other functions in the *bridge*. See the Bridge Elevation Diagram.

9.2.2 The *bridge* shall provide access for safely placing 3'-6" wide *decking* and *load* at any point between the ends of the *stringers*.

9.2.3 The *decking* shall not be attached or anchored to the *bridge*. This prohibition includes but is not limited to protrusions, irregularities, and textures that inhibit movement of *decking* relative to the *stringers*.

9.2.4 *Decking* shall not distort the *bridge* from its as-built condition when positioned for lateral and vertical *load* testing.

9.2.5 The *bridge* shall not be anchored or tied to the floor.

9.2.6 *Teams* shall accept and *bridges* shall accommodate conditions at the competition site.

9.3 USABILITY

Specifications in this Sub-Section (9.3) are illustrated by the Bridge Elevation Diagram.

A weight penalty will be assessed for each specification in this Sub-Section (9.3) that is violated, rather than for every violation of that specification. If there are multiple violations of the same specification, the penalty will be based on the largest violation.

The penalty for violation of each of the specifications in this Sub-Section (9.3) will be an addition to the weight of the *bridge* determined as follows:

- (1) 20 pounds for a dimensional violation not exceeding 1/4",
- (2) 100 pounds for a violation greater than 1/4" but not exceeding 1",
- (3) 200 pounds for a violation greater than 1" but not exceeding 2"
- (4) 400 pounds for a violation greater than 2" but not exceeding 3", and
- (5) if a violation exceeds 3", the *bridge* will not be eligible for awards in any category, except *aesthetics* and *video*. The *bridge* shall be *load* tested at the *head judge's* discretion if it can be done safely within available time.

9.3.1 The *bridge* shall not touch the *river* or the *ground* outside the *footings* except when the exception in Sub-Section 10.4.2 is invoked

9.3.2 The *bridge* shall not extend more than 5'-0" above the *ground* or *river*.

9.3.3 The *bridge* shall not be wider than 5'-0" at any location along the span.

9.3.4 Vertical clearance shall be provided at all points directly over the *ground* and *river*. The clearance shall be no less than 4", measured from the surface of the *ground* or *river*. Parts of the *bridge*, including *nuts* and *bolts*, shall not extend below this limit. Exception 1: No clearance is required for the portion of the *bridge* for which the exception in Sub-Section 10.4.2 is invoked. Exception 2: No clearance is required over the *footings* except as necessary to accommodate *restraint* applied during the lateral *load* tests described in Sub-Section 11.4.1.

9.3.5 At the ends of the *bridge*, parts of the *bridge* shall not extend away from the *river* beyond the vertical planes that make up the *construction zone* boundary shown on the Site Plan Diagram.

9.3.6 Each *stringer* shall be at minimum 23 feet long and at maximum 24 feet long, measured along their top.

9.3.7 The tops of the *stringers* shall be no more than 2'-2" and no less than 1'-10" above the surface of the *river*, *ground*, or *footings* at any location along the span.

9.3.8 The *bridge* shall provide a straight, clear decking support location conforming to the *Stringer Template* detail on the Bridge Elevation Diagram. To verify compliance with 9.3.8.1 and 9.3.8.2, *judges* will slide the *stringer template* along the tops of the *stringers* while holding it plumb and perpendicular to the span of the *bridge*. If the same obstruction causes a violation of both 9.3.8.1 and 9.3.8.2, the *judge* will record only the larger violation.

9.3.8.1 At no location along the full length of the *stringers* shall part of the *bridge*, including *nuts* and *bolts*, obstruct passage of the *stringer template*. The measurement for non-compliance is the distance an obstruction projects onto the *stringer template*, measured perpendicularly from the obstructed edge.

9.3.8.2 The tops of both *stringers* shall contact the tops of the two rabbets in the *stringer template* at every location along the full length of the *stringers* during the verification procedure described in 9.3.8. The measurement for non-compliance is the vertical distance between the top of a rabbet and the top of the corresponding *stringer*.

9.3.9 Tops of *stringers* shall be free of splits, separations, protrusions, and abrupt changes in elevation or slope, except that between adjacent *members* that comprise a *stringer* there may be a horizontal separation not exceeding 1/4" and a change in elevation not exceeding 1/8".

9.4 CONNECTION SAFETY

After termination of timed construction and inspection by the *judges*, *builders* will be granted the option to correct violations of Sub-Sections 9.4.1, 9.4.2, 9.4.3, and 9.4.4. ***Builders will be allowed five minutes to correct only those connections in violation of the rules that are identified by the judges with a penalty of 5 minutes added to the construction time regardless of how long corrections take.*** Only *tools*, *loose nuts*, and *loose bolts* that were in the *staging yard* at the start of timed construction shall be used to correct violations. Safe construction practices (Sub-Sections 10.2 and 10.3) are required, but *accidents* (Sub-Section 10.4) will not be penalized. ***If any connection identified by the judges still violates Sub-Sections 9.4.1, 9.4.2, 9.4.3, or 9.4.4 after the correction period is concluded or if the team chooses not to correct the identified violations, a penalty of 2 minutes will be added to the construction time for each individual violation of Sub-Section 9.4.1, 9.4.2, 9.4.3, and 9.4.4.*** *Bridges* with violations will be eligible for awards in all categories and will be *load* tested provided that it can be done safely in the opinion of the *head judge*.

During inspection *judges* may touch the *bridge*, *bolts*, and *nuts*, but shall not turn *nuts* or *bolts*, or alter the condition of the *bridge* in any other way.

9.4.1 All locations where one *member* touches another *member* require a *connection*. Multiple *members* may be connected at the same location. If two or more *members* touch at multiple locations where the points of contact are not associated with a continuous surface or occur at different locations along the *member*, then a *connection* shall be required at each location.

9.4.2 Each *connection* shall contain at least one and at most two *faying surfaces* associated with each *member* being connected.

9.4.2.1 *Faying surfaces* are the only locations where *members* are in contact with each other.

9.4.2.2 *Faying surfaces* that are a gradual curve shall not have inflection points. Contact surfaces on either side of a *corner* or *bend*, as opposed to a gradual curve, shall be treated as separate *faying surfaces*.

9.4.2.3 Every *faying surface* shall be penetrated by at least one *loose bolt* secured by a *loose nut* such that the *members* cannot be separated without first unscrewing and removing the *loose bolt(s)* that connects them. A *loose bolt* may connect more than two *members*.

9.4.2.4 Minor, unintentional gaps between the *faying surfaces* of *members* due to *member* and fabrication imperfections shall be allowed and treated as continuous *faying surfaces* provided the resulting waves or protrusions in the *faying surfaces* are not large enough to resist movement without the presence of a *bolt*.

9.4.2.5 Cam locks, dovetails, tube-in-tube/sleeved and other mechanical/interlocking connections that are designed to resist movement without the presence of a *bolt* are prohibited regardless of whether a *bolt* penetrates the *faying surfaces*.

9.4.3 Each individual hole in a *member* for a *loose bolt* shall be completely surrounded by the *member*. Furthermore, such holes in the outer plies of a *connection* shall be small enough that the *nut* or *bolt* head cannot pass through.

9.4.4 Each individual *nut* shall at least fully engage the threads of the matching *bolt*. That is, the terminal threads of the *bolt* shall extend beyond or be flush with the outer face of the *nut*. The threads of the *nut* shall match the *bolt* so that installation and removal require relative rotation.

9.5 INSPECTABILITY

Each individual *faying surface*, *nut*, head of a *bolt*, and threaded end of a *bolt* shall be visible in the completed *bridge* so that compliance with Sub-Section 9.4 can be verified. **If any individual *faying surface*, *bolt* head, threaded end of a *bolt*, or *nut* cannot be inspected, a penalty of 2 minutes will be added to the construction time for each individual violation.** *Bridges* with violations will be eligible for awards in all categories and will be *load* tested provided that it can be done safely in the opinion of the *head judge*.

Section 10

CONSTRUCTION REGULATIONS

10.1 GENERAL CONSTRUCTION REGULATIONS

10.1.1 The *team* designates one *builder* to serve as *captain* for the entire competition.

10.1.2 All construction activities are conducted within the *site boundary*. The host *school* marks the *site boundary* and its enclosed features on the floor before the competition, as illustrated by the Site Plan Diagram.

10.1.3 *Builders* on the *ground* in the *construction zones* put *members* together to assemble the *bridge*.

10.1.4 *Builders* carry *members*, *tools*, *loose nuts*, and *loose bolts* across the *transportation zones*.

10.1.5 Builders shall wear hardhats that meet ANSI standard Z89.1 and protective eyewear or safety goggles that meet ANSI standard Z87.1 as *personal protective equipment* during all construction activities.

10.1.6 There may be multiple *constructed portions*. If a *member* that is part of the *constructed portion* is removed from contact with the *constructed portion*, it becomes an individual *member* again.

10.2 PRE-CONSTRUCTION CONDITIONS

Timed construction will not commence if any provision of this Sub-Section (10.2) is violated.

10.2.1 Only *builders* and *judges* are permitted within the *site boundary* during timed construction. Other *team* members and associates of the *team*, coaches, faculty, advisers, and spectators shall remain in designated areas at a distance from the *construction site* that assures they are not at risk and cannot interfere with the competition.

10.2.2 There shall be no more than six *builders*.

10.2.3 Welding machines and *tools* requiring external power connections shall not be used during timed construction. *Tools* powered by batteries or other internal energy supplies are acceptable.

10.2.4 A *tool* shall fit within a right rectangular prism (i.e., *box*) of dimensions 3'-6" x 6" x 4". During timed construction, multiple *tools* may be combined to form an *assembled tool* that does not need to meet the requirements of Sub-Section 10.2.4.

10.2.5 Containers of lubricant shall not be in the *construction site* at any time.

10.3 SAFE CONSTRUCTION PRACTICES

If any rule in this Sub-Section (10.3) is violated during timed construction, the *judge* will stop the clock and explain the violation. Before the clock is restarted, *builders*, *tools*, *members*, *nuts*, and *bolts* will be returned to the positions they occupied immediately before the violation. *Builders* will then be asked to resume construction using safe procedures. *Builders* will have the opportunity to construct their *bridge* safely. However, if they are not able to construct the *bridge* completely using safe procedures, construction will cease and the *bridge* will not be eligible for awards in any category, except for *aesthetics* and *video*.

10.3.1 *Builders*, *judges*, host personnel, and spectators shall not be exposed to risk of personal injury. Only *builders* and *judges* may be in the *construction site*.

10.3.2 At all times during timed construction every *builder* shall wear *personal protective equipment* in the proper manner.

10.3.3 A *pouch* or other article of clothing shall not be removed from a *builder's* person or held in a *builder's* hand(s).

10.3.4 *Loose nuts*, *loose bolts*, or *tools* shall not be held in the mouths of *builders*.

10.3.5 Throwing anything is prohibited.

10.3.6 A *builder* shall not cross from the *ground* on one side of the *river* to the *ground* on the other side.

10.3.7 A *builder* who is outside a *staging yard* shall not simultaneously support or touch, directly or with *tools*, more than one *member* that is not in a *constructed portion*.

10.3.8 A *builder* shall not use the *bridge*, a *constructed portion* of the *bridge*, a *member*, or a *tool* to support all or part of the *builder's* body weight. However, a *builder* may be partially supported by a *constructed portion* if the *builder* is kneeling on the floor on both knees, kneeling on the floor on one knee with the other foot on the floor, or standing with the heels and toes of one or both feet on the floor.

10.3.9 A *builder* shall not depend on another *builder* or *builders* for support or balance.

10.3.10 Construction of the *bridge* shall commence by creating a *constructed portion*. Each *constructed portion* shall be started on the *ground* within a *footing*.

10.3.11 A *builder* who is outside a *construction zone* shall not touch (or touch with *tools*) a *constructed portion*, and shall not install a *member*, *loose nut*, or *loose bolt* on a *constructed portion*.

10.3.12 At no time shall a *builder* or *builders* support the entire weight of a *constructed portion*. However, a *builder* or *builders* may remove a single *member* from a *footing* or from a *constructed portion*.

10.3.13 No part of a *constructed portion* shall extend beyond the *site boundary* at any time.

10.3.14 A *team* shall construct its *bridge* safely using the site and floor surfaces provided by the host *school*. **Bridges and participants shall accommodate local conditions.**

10.4 ACCIDENTS

Accident types are described in Sub-Sections 10.4.1, 10.4.2, and 10.4.3. In general, the clock is not stopped when there is an *accident*.

A penalty is assessed for each separate *accident*. If an *accident* is continuous (for example, a *builder* stands in the *river*, or a dropped item is not retrieved promptly) it will be counted as multiple occurrences until corrected. *Builders* involved in *accidents* may continue to build. Items involved in *accidents* shall be recovered promptly and may be used.

Construction cannot depend on deliberately committing an *accident*. Therefore, the clock will be stopped if any work is accomplished by committing an *accident*. Before timed construction is resumed, *builders*, *tools*, *members*, *nuts*, and *bolts* will be returned to the positions they occupied immediately before the *accident*.

10.4.1 A *builder*, builder's footwear, *pouch*, or article of clothing touches the *river* or the floor outside the *site boundary*. **Penalty is 2 minutes for every occurrence.** Exception: There is no penalty for stepping out of bounds or entering the *river* to retrieve an object that has been dropped, such as a *member*, *tool*, *nut*, *bolt*, or *personal protective equipment*.

10.4.2 A *member*, *constructed portion*, *tool*, *nut*, *bolt*, or *personal protective equipment* touches the *river*, the *ground* outside the *staging yard*, or the floor outside the *site boundary*. **Penalty is 1/4 minute (15 seconds) for each item during each occurrence.** Exception: There is no penalty for a *member* or *constructed portion* touching the *ground* within a *footing*. However, construction may proceed if it is no longer possible to hold the bearing surfaces of a *constructed portion* within the *footings*. In this situation, the *captain* may request that the clock be stopped while the difficulty is demonstrated to the *head judge*. If the *head judge* is convinced, no additional *accidents* will be cited for a *constructed portion* touching the *ground* outside the *footings* (regulation

10.4.2), the clock will be restarted, construction will resume, and a 200-pound weight penalty will be assessed, even if the bearing surfaces of the *bridge* are within the *footings* when it is completed. All penalties applied associated with this rule prior to the exception being taken remain.

10.4.3 Outside the *staging yards*, a *member* that is not part of a *constructed portion* touches or is in contact with another *member* that is not part of a *constructed portion*. **Penalty is 1/4 minute (15 seconds) for each occurrence.** Exception: There is no penalty if a *member* that is on the *ground* within a *footing* touches another *member*.

10.5 CONSTRUCTION SITE

See the Site Plan Diagram for the *construction site* layout. The host *school* lays out the site before the competition. The *construction site* shall be laid out so that the tape that designates lines is *river* or out of bounds. That is, the edges of the tape, not the centerlines, designate the lines shown on the drawing.

10.6 START

10.6.1 Before construction begins, only the following are allowed in the *staging yards*: all *builders*, *members*, *loose nuts*, *loose bolts*, and *tools*. Every *member*, *loose nut*, *loose bolt*, and *tool* must be in contact with the *ground* and must fit entirely within the assigned area of a *staging yard* as designated on the *Staging Yard* detail on the Site Plan Diagram. *Loose nuts* may be installed on *loose bolts*. *Tools* cannot touch each other. *Builders* are wearing *personal protective equipment* as well as optional clothing such as *pouches*. At the start, *builders* must be in their designated areas within the *staging yards* and cannot touch *members*, *tools*, *nuts*, or *bolts*, which may only be picked up and passed from one *builder* to another after timed construction begins. There shall be nothing within the *construction site* that is not in a *staging yard*.

10.6.2 *Judges* inspect *members*, *loose nuts*, *loose bolts*, and *tools* as they are placed in the *staging yards*. *Tools* that do not conform to regulation 10.2.3 and 10.2.4 shall be removed from the *staging yard* and shall not be used. After inspection and throughout timed construction, additional *members*, *tools*, *nuts*, *bolts*, or other items shall not be brought into the *construction site* nor shall anything be removed. Additional *builders* shall not enter the *construction site* after the beginning of timed construction.

10.6.3 Timing and construction begin when the *captain* signifies that the *team* is ready and the *judge* declares the start.

10.7 TIME

10.7.1 Time is kept from start to finish of construction. The clock will be stopped under the following conditions:

- (1) if a *builder* or *judge* sees a condition that could cause injury, or
- (2) when a *safety* regulation has been violated (see Sub-Section 10.3), or
- (3) when work has been accomplished by committing an *accident*. The clock is not stopped if the *accident* does not contribute to the construction process (see Sub-Section 10.4), or
- (4) if a *builder* or *judge* is injured or incapacitated.

10.7.2 Construction ceases while the clock is stopped. After the situation has been corrected, *builders*, *tools*, and *bridge* components are returned to the positions they occupied immediately before the interruption, the clock is restarted, and construction resumes.

10.8 TIME LIMIT

10.8.1 If *construction time* exceeds thirty minutes, the *scoring spreadsheet* will count *construction time* as 180 minutes. *Accidents* (10.4) that occur after thirty minutes will not be penalized but *safety* regulations (10.3) will still be enforced. *Judges* may inform the *team* when this time limit is approaching and shall inform them when it is reached.

10.8.2 If *construction time* exceeds 45 minutes, *judges* will halt construction. If local conditions allow and the *head judge* approves, the *team* may move its *bridge* off site for continued, untimed construction if it can be done safely. The *bridge* will not be eligible for awards in any category, except for *aesthetics* and *video*, but it may be *load* tested at the discretion of the *head judge* if that can be done safely within available time.

10.9 FINISH

10.9.1 Construction is complete when

- (1) the *bridge* has been completed by connecting all the *members* that were in the *staging yard* at the start of timed construction,
- (2) all *builders* are in the *staging yards*,
- (3) all *tools* are in contact with the *ground* in the *staging yards* or in a *builder's* possession, and
- (4) all extra *nuts* and *bolts* are held in the hands of *builders*, or are in clothing worn by *builders*, or are on the *ground* in the *staging yards*.

10.9.2 The clock is stopped when the *captain* informs the *judge* that construction is complete. If the requirements of Sub-Section 10.9.1 are not met when the clock is stopped, *builders*, *tools*, *members*, *nuts*, and *bolts* will be returned to the positions they occupied immediately before the clock was stopped. The clock will then be restarted and *builders* will be required to complete construction as designated in Sub-Section 10.9.1 prior to the clock being stopped when the *captain* again informs the *judge* that construction is complete.

10.9.3 Installation of *decking* is not included in timed construction.

10.9.4 The *bridge* shall not be modified after construction, except for correction of *connections* as prescribed in Sub-Section 9.4.

Section 11

LOAD TEST INSTRUCTIONS

11.1 DAMAGE

A *bridge* with damage that would reduce its strength or stability (such as a fractured weld, missing or broken *member*, broken *bolt*, or missing *nut*) will not be approved for *load* testing and will not be eligible for awards, except for *aesthetics* and *video*. Repair and modifications are not permitted after timed construction except as prescribed in Sub-Section 9.4.

11.2 SAFETY PRECAUTIONS

It is the responsibility of *judges*, host personnel, and competitors to employ effectively all precautions, which are summarized in this Sub-Section (11.2). Competitors should follow the same precautions when proof testing *bridges* in preparation for competition.

11.2.1 General Precautions

11.2.1.1 An activity shall be halted if a *judge* considers it to be hazardous. If a *team* cannot load its *bridge* safely, loading will cease and the *bridge* will not be eligible for awards, except *aesthetics* and *video*.

11.2.1.2 Competitors who are not participating in loading, faculty, advisers, and other spectators shall observe from a safe area designated by the *judges* and host *school*.

11.2.1.3 While participating in *load* testing, competitors shall wear *personal protective equipment* consisting of hardhats meeting ANSI standard Z89.1, protective eyewear or safety goggles meeting ANSI standard Z87.1, work gloves, and leather construction boots. This *safety* equipment is provided by each *team*. *Judges* will not permit *load* testing by competitors who are not wearing the specified *personal protective equipment* or are wearing it improperly.

11.2.2 Lateral Load Test Precautions

11.2.2.1 There shall be no more than four students in the crew that participates in a lateral *load* test.

11.2.2.2 A *bridge* that *sways* in excess of 1 inch during lateral *load* testing shall not be loaded vertically and will not be eligible for awards, except for *aesthetics* and *video*.

11.2.3 Vertical Load Test Precautions

Bridges may collapse suddenly without warning, and a failure may involve only one side so that the *load* falls or slides sideways off the *bridge*. The intent of the provisions of this Sub-Section (11.2.3) is to prevent personal injury if a *bridge* collapses.

11.2.3.1 The number of people near the *bridge* shall be minimized during vertical *load* tests. The loading crew is limited to four students, but substitutions may be made during the loading process.

11.2.3.2 *Safety supports* shall be provided by the host *school*, and shall be of adequate strength, height, and number to arrest falling *load* if a *bridge* collapses. The use of the AISC provided jack stands is highly recommended. The height of the jack stands may be increased by placing wood blocks or concrete blocks underneath them provided the jack stand remains stable.

11.2.3.3 *Safety supports* shall be in place under the *decking* units before *load* is placed on the *bridge*.

11.2.3.4 The number and location of *safety supports* under a *decking* unit shall be sufficient to arrest the *load* even if only one side or one end of the *bridge* collapses. Therefore, *safety supports* are needed under the sides and ends of the *decking* units, not just in the middle. *Safety supports* should be directly under *decking* units rather than under *bridge* trusses or cross braces, if possible.

11.2.3.5 *Safety supports* shall be adjusted individually for each *bridge* so that *load* cannot drop more than approximately four inches. If the height of the *safety supports* is not adjustable in appropriate increments, they shall be augmented with pieces of wood, concrete blocks or other suitable material provided by the host *school*.

11.2.3.6 No one shall reach, crawl, or step under a *bridge*, or stand inside a *bridge* while any portion of the vertical *load* is in place. If *safety supports* must be adjusted during loading, the *load* shall first be removed without disturbing the *bridge*, adjustments made, and the *load* replaced as it was before being removed.

11.2.3.7 *Bridges* that inhibit safely placing vertical *load* shall not be tested and will not be eligible for awards, except for *aesthetics* and *video*.

11.2.3.8 *Judges* shall continuously observe *sway* carefully during vertical *load* testing. If *sway* exceeds 1 inch, loading shall cease and *load* shall be removed carefully.

11.2.3.9 *Judges* shall continuously observe *deflections* carefully. If any *deflection* exceeds 3 inches downward, loading shall cease and *load* shall be removed carefully.

11.2.3.10 *Judges* shall continuously observe the behavior of the *bridge*. Loading shall cease and the *load* shall be removed carefully if, in the opinion of a *judge*, collapse is imminent.

11.3 PREPARATION

The *captain* shall observe the *load* tests and may handle *load*. A *captain* who does not handle *load* shall comply with Sub-Section 11.2.1.3, but does not count toward the four-person limit.

Teams shall accept imperfect field conditions such as bent *decking*, sloping floors, and unfavorable floor surfaces. **Commencing the lateral load or vertical load test indicates acceptance of all starting conditions.**

For each *bridge*, the *judge* will determine by a randomizing process (e.g., coin flip) which end is the *east end*. The other end is the *west end*. The *north side* and *south side* of the *bridge* are relative to the designation of the bridge ends.

Position *S* designates the position of the *decking* unit for the lateral *load* test and position *L1* and *L2* designate the position of the *decking* units for the vertical *load* test. These positions are determined at the beginning of the competition as described in Sub-Section 7.1(8) and illustrated by the Lateral *Load* Test Plan and Vertical *Load* Test Plan on the *Load* Test Plan Diagrams.

At their discretion, *judges* may impose a penalty for a *bridge* that incorporates parts having the primary function of interfering with placement of *decking*, *load*, or measuring devices. If the *bridge* cannot be loaded safely, or *sway* or *deflection* cannot be measured in accordance with the provisions of this Section (11), the *bridge* shall not be *load* tested and will not be eligible for awards, except for *aesthetics* and *video*.

Typically, *sway* is determined by using a plumb bob attached to the *bridge* or *decking* at a specific point, but *sway* limits apply even if the plumb bob is displaced by contact with another part of the *bridge*.

11.4 LATERAL LOAD TEST

The provisions of this Sub-Section (11.4) are illustrated by the Lateral *Load* Test Plan on the Lateral *Load* Test Plan Diagram.

11.4.1 Set Up

The lateral *load* test is conducted with one *decking* unit positioned at a distance of *S* from the end of the stringer at the *west end* of the *bridge* as indicated on the Lateral *Load* Test Plan Diagram. Approximately 75 pounds of weight is placed on that *decking* above the *stringer* on the opposite side of the *bridge* from where the lateral *load* will be applied. This

load is intended to restrain the bearing surfaces of the *bridge* from lifting off the floor when lateral *load* is applied. No additional uplift restraint will be used, even if bearing surfaces lift.

Bearing surfaces are prevented from sliding by *lateral restraint* applied by the loading crew. This *lateral restraint* shall not restrain rotation or uplift. The restraint is applied as close to the floor as possible, at the locations shown on the Lateral *Load* Test Plan Diagram. *Teams* may provide and use optional devices to prevent sliding. However, the device must prevent sliding only. Devices designed to prevent vertical uplift will not be permitted. The lateral *load* test is failed if the *bridge* is restrained in other than the lateral direction, or if the restraint is not applied close to the *ground*, or if the restraint is not effective.

11.4.2 Lateral Load Test

A 50 pound lateral *load* is applied and *sway* is measured on the *south side* of the *bridge*, centered on the *decking* unit positioned at a distance *S* measured from the *west end* of the *south side stringer*. Lateral *load* is applied at the level of the *decking* or top of the *stringer*, which is the bottom of the *decking*. The *sway* measurement is made as close as possible to the location of the lateral *load*. The *sway* measurement device may be attached to the *decking* at the discretion of the *judges*.

To pass the lateral *load* test, the *sway* must not exceed 1 inch.

If the *bridge* fails the lateral *load* test, it will not be eligible for awards, except for *aesthetics* and *video*. Do not conduct the vertical *load* test. Check the appropriate box on the *data form*.

If the *bridge* passes the lateral *load* test, proceed with the vertical *load* test.

11.5 VERTICAL LOAD TEST SEQUENCE

The provisions of this section are illustrated by the Vertical *Load* Test Plan and Vertical *Load* Test Elevation on the Vertical *Load* Test Plan and Elevation Diagram.

11.5.1 Set Up

11.5.1.1 *Decking* units are 3'-0" long in the longitudinal (span) direction of the *bridge* so that the main bars of grating span laterally. Two *decking* units are used. *Decking* units are placed square with and centered on the *stringers*. *Decking* units shall not be attached to the *bridge* and shall not distort it (see Sub-Sections 9.2.3 and 9.2.4).

One *decking* unit is placed at a distance *L1* from the *west end* of the *bridge* measured along the top of the *north side stringer*. The other *decking* unit is placed at a distance *L2* from the *west end* of the *bridge* measured along the top of the *north side stringer*.

A *decking* unit that does not contact the top of a *stringer* at a location where *deflection* will be measured will be clamped to the *stringer* at or near that location. The clamp will be

removed when sufficient *load* is in place to hold the *decking* unit in contact with the top of the *stringer*.

11.5.1.2 *Safety supports* are placed under the *decking* units so that no portion of the *load* will drop more than approximately 4 inches if the *bridge* collapses.

11.5.1.3 *Deflections* are measured as close as possible to the tops of *stringers*, which are at the same level as the bottom of the *decking*. Deflection measurement devices may be connected to the *decking*. Measurements are made at the following locations

- *D1* centered on the *north side* of the *decking* unit positioned at *L1*.
- *D2* centered on the *south side* of the *decking* unit positioned at *L2*.

Sway is observed on the *south side* of the *bridge*, at the center of the *decking* unit positioned at *L1*.

11.5.2 General Loading Procedure

Load is laterally centered on the *decking* unit and distributed over the length of the *decking* unit as uniformly as possible. *Load* is distributed and aligned as identically as possible for each *bridge*. It is highly recommended that angles provided by AISC be used as the load. If angles are used, they shall be placed perpendicular to the span of the *bridge* in an interlocking manner to maintain safety in the event of a failure or a collapse. *Load* shall be placed at a steady pace, without hesitation. Crews shall stand outside the *bridge* while placing *load*.

As *load* is being placed, continuously observe *deflection* and *sway*. Stop loading if

- (a) *sway* exceeds 1 inch, or
- (b) any measured *deflection* exceeds 3 inches downward, or
- (c) *decking* or any part of the *bridge*, other than the intended bearing surfaces, comes to bear on a *safety support* or the floor, or
- (d) a *decking* unit or some of the *load* falls off the *bridge*, or
- (e) the *bridge* collapses or a dangerous collapse is imminent in the opinion of the *judge*.

If loading is stopped for any of the situations a, b, c, d, or e, the *bridge* is not approved for further *load* testing and will not be eligible for awards, except *aesthetics* and *video*. **Do not continue *load* testing.** Ask the crew to remove the *load* carefully. Check the appropriate box on the *data form*.

Deflections measured while the vertical *load* is in place will be used by the *scoring spreadsheet* to compute *aggregate deflection* by adding the absolute values of *deflections* at *D1* and *D2*, and then rounding the sum to the nearest 0.01 inch. If any measured *deflection* exceeds 2 inches, the *scoring spreadsheet* will add penalties of \$4,000,000 to the *Construction Economy* score and \$10,000,000 to the *Structural Efficiency* score.

11.5.3 Vertical Load Test

- (1) The crew distributes 100 pounds of preload on the *decking* unit positioned at *L1* and 100 pounds of preload on the *decking* unit positioned at *L2*. The preload is distributed uniformly, centered laterally on the *decking* unit, and positioned identically for each *bridge*.
- (2) Initialize the *sway* measurement devices.
- (3) Initialize the two *deflection* measuring devices at *D1* and *D2* or record the initial readings.
- (4) The crew places 1300 pounds of additional *load* on the *decking* unit at *L1*.
- (5) The crew places 1000 pounds of additional *load* on the *decking* unit at *L2*.
- (6) Record the final readings for *D1* and *D2*.

11.5.4 Loss of Data

If *deflection* data is lost or compromised, the *judge* will require the *team* to disassemble the *bridge*, repeat timed construction beginning with the initial conditions prescribed in Sub-Section 10.6, and redo lateral and vertical *load* tests. Compliance with all rules will be checked except those in Section 8 and Sub-Section 9.3, which will not be checked again. Scoring will be based on the run that results in the larger *construction cost*, C_c (not including *load* test penalties), but will not exceed 110% of C_c (not including *load* test penalties) for the initial run.

11.6 UNLOADING

Load on the *decking* unit at *L2* is removed before the *load* on the *decking* unit at *L1*. If the *bridge* collapses during unloading (situation c, d, or e in Sub-Section 11.5.2), the *bridge* is not eligible for awards, except for *aesthetics* and *video*.

Section 12

EQUIPMENT PROVIDED BY HOST

12.1 SOURCES OF INFORMATION

Equipment for hosting a competition is listed in this section and described in the Host Guide at [aisc.org/ssbc](https://www.aisc.org/ssbc). The equipment provided by AISC is preferred for conducting the competition. The Host Guide also includes competition procedures and illustrations of *bridge* details that demonstrate compliance and noncompliance with specifications and regulations. Host personnel, *judges*, and competitors are encouraged to review the site and guide.

Although the equipment described in this Section (12) will be provided by the host *school*, competitors should acquire similar equipment for *load* testing before the competition.

All *teams* are required to accept/accommodate local conditions and equipment, including floor, *decking*, *safety supports*, *load*, *templates*, *boxes*, *deflection* measurement devices and *scales*.

12.2 DECKING

Preferred *decking* is *steel* bar grating identified as W-19-4 (1" x $\frac{1}{8}$ "). The dimensions of a unit of grating are approximately 3'-6" x 3'-0" x 1" and the weight is approximately fifty pounds. Grating has significant bending strength only in the direction of the main bars, which are 3'-6" long. The grating will be installed with the main bars perpendicular to the length of the *bridge*, creating a roadway that is 3'-6" wide. Therefore, support for the grating is needed for the edges that are parallel to the length of the *bridge* but not for the edges that are perpendicular to the length.

12.3 SAFETY SUPPORTS

Safety supports must be used during *load* tests and are intended to limit the consequences of a *bridge* collapsing. *Safety supports* shall be of sufficient height, strength, number, and extent so that none of the *load* will fall more than approximately four inches if the *bridge* collapses. *Safety supports* may be *steel*, nested stacks of plastic buckets, jack stands, timbers, sand bags, or masonry units. Jack stands with welded plates are the recommended *safety supports* because of their flexibility in height, ease of placement, and stability. The height of the jack stands can be increased by placing wood blocks or concrete blocks underneath them provided the jack stand remains stable.

12.4 LOAD

A total *load* of 2500 pounds should be supplied in pieces of uniform size and weight that can be handled safely. When in place, the *load* should not provide significant stiffness in the longitudinal direction of the *bridge*. The recommended *load* consists of 25-pound lengths of 4" x 4" x 3/8" or 5" x 5" x 5/16" *steel* angle placed perpendicular to the length of the *bridge*. Alternatively, sacks of material, containers of liquid, concrete blocks, or jacking systems can be used. *Decking* is not included as part of the 2500-pound *load*. If a jacking system is used, loading forces may be concentrated nine inches in from each end of the *decking* units.

12.5 TEMPLATE

A *template* as dimensioned in the *Stringer Template* detail on the *Bridge* Elevation diagram shall be used to check the *stringer* locations and clearance. Plywood is recommended. Holes for handholds are helpful but optional.

12.6 BOX

A *box* with inner dimensions of 3'-6" x 6" x 4" should be supplied to ensure that *members* and *tools* meet dimensional requirements specified in Sub-Sections 8.2.2.2 and 10.2.4. Wood or other non-deforming material is recommended.

12.7 SCALES

Four calibrated *scales* should be supplied to be used under the four *bridge* supports to determine the *measured weight* of the *bridge*. The *scales* should be checked prior to competition for measurement accuracy. If it is impractical to weigh the whole *bridge* at once, then each individual piece of the *bridge* can be weighed separately on a single scale and summed to determine the *measured weight* of the *bridge*.

Section 13

INTERPRETATION OF RULES

The website aisc.org/ssbc lists clarifications of the rules. Students, *judges*, and host personnel may submit questions via a form on that website, but should **first read the previously posted clarifications, reread this rules document carefully in its entirety, and review the Host and Competitors Guides at aisc.org/ssbc**. Submitters' names and affiliations must accompany clarification requests and will be posted with the questions and answers. **Questions shall be limited to interpretation of rules; specific designs and procedures will not be validated.** Deliberation by the SSBC Rules Committee typically requires two weeks, but possibly longer. Questions must be submitted before 5:00 p.m. EDT on May 1, 2023.

Section 14

JUDGING

The host *school* will recruit *judges*. *Judges* are empowered to halt any activity that they deem to be hazardous. The *head judge* has full authority over the conduct of the competition and interpretation of the rules. Decisions, scoring, and ranking are the sole responsibility of the *judges* and will be final. The host *school* will assure that the *judges* are fully informed of the rules and procedures, and fully equipped for their tasks. More information for the host *school* and *judges* is available at aisc.org/ssbc, where the official *scoring spreadsheet* may be downloaded and the Host Guide reviewed.

Section 15

APPEALS

15.1 REGIONAL COMPETITIONS

15.1.1 At the beginning of the competition, each *team* will identify its *captain* who is also a *builder*. The host *school* will identify the regional *head judge (RHJ)*.

15.1.2 A penalty, decision, measurement, score, condition of competition, or interpretation of rules may be appealed only by the *captain* and only to the *RHJ*. The *RHJ* will not hear the appeal if they are approached by anyone other than the *captain*. The *RHJ* will refuse to hear protests regarding *bridges* other than the *captain's*. An oral appeal must be made as soon as possible to the *RHJ* after the situation becomes apparent. The *RHJ* will hear the appeal from the *captain* as soon as possible and may interrupt the competition. The *RHJ* will make a decision in regards to the appeal prior to the *team* continuing on with the competition.

15.1.3 Upon receiving the decision from the *RHJ*, the *captain* shall be given 5 minutes to consult with the rest of the *team* in regards to whether the *team* consents to the decision of the *RHJ*. Only the *captain* will discuss the decision of the *team* with the *RHJ*

15.1.3.1 If the *captain* consents to the decision of the *RHJ*, the decision is final and the *team* will continue on with the competition.

15.1.3.2 If the *captain* does not consent to the decision of the *RHJ*, they shall inform the *RHJ* that they plan to appeal to the SSBC Rules committee and write a brief explanation of what is being appealed on the *data form* before signing it. The *team* will complete the rest of the competition, provided that the bridge is deemed safe by the *RHJ*, with the scoring based on the decision made by the *RHJ*. Participants are reminded that civility and ethical behavior are expected during the competition, particularly concerning appeals.

15.1.4 After the Regional Competition, the SSBC Rules Committee will consider only those appeals that allege errors in interpretation of rules and only if those appeals were made to the *RHJ* during the Regional Competition in conformance with Sub-Section 15.1.2 and 15.1.3.2. Appeals should be submitted by e-mail to Ms. Dita Frank frank@aisc.org and shall include

- (1) name of the college or university making the appeal,
- (2) *captain's* name, e-mail address, and telephone number,
- (3) faculty advisor's name, e-mail address, and telephone number,
- (4) brief description of the problem, including citation of pertinent rules,

- (5) action taken at the competition to deal with the problem,
- (6) action that the appealing *team* feels should have been taken, and
- (7) data showing that the *team* should have qualified for the National Finals.

The SSBC Rules Committee may review the submitted *data forms* documenting the problem and may confer with the RHJ.

15.1.5 Appeals must be made by e-mail. An appeal will be considered only if the email is received by 5:00 p.m. EDT on the Wednesday immediately after the Regional Competition. Ms. Frank will forward the appeal to the SSBC Rules Committee for their evaluation. The SSBC Rules Committee will not respond to an appeal until the official *scoring spreadsheet* file for that Regional Competition has been submitted by the host *school* to ssbcscorekeeper@aisc.org. The only redress that may be made is an invitation to participate in the National Finals if the SSBC Rules Committee is convinced that the appeal is valid and that the appealing *team* should have qualified for the National Finals. Decisions and rankings made by regional *judges* will not be overturned.

15.2 NATIONAL FINALS

15.2.1 *Judges* will refuse to hear protests from a *team* concerning any *bridge* other than their own.

15.2.2 A penalty, decision, measurement, score, condition of competition, or interpretation of rules may be appealed only by a *captain* and only to the station *head judge* (SHJ). The SHJ will not hear the appeal if he or she is approached by anyone other than the *captain*. The appeal must be made as soon as possible after the situation becomes apparent and before the conditions at issue are changed (e.g., by further construction, loading, or disassembly of the *bridge*). The SHJ will hear the appeal as soon as possible and will make a ruling. The conditions at issue will not be changed during deliberation. *Teams* are reminded that civility and ethical behavior are expected during the competition, particularly concerning appeals.

15.2.3 After hearing the SHJ's ruling, the *captain* may request a five-minute recess to discuss the issue with the *team*. During the recess, the conditions at issue will not be changed. Immediately after that recess, if the *team* has justification to contest the SHJ's ruling, the *captain* has the option to appeal that decision to the national *head judge* (NHJ). The NHJ will hear the appeal as soon as possible and will make a ruling. The NHJ may consult with the SSBC Rules Committee. The conditions at issue will not be changed during deliberation.

15.2.4 If the *team* has justification to contest the NHJ's ruling, the *captain* has the option to appeal that decision directly to the SSBC Rules Committee within fifteen minutes after hearing the NHJ's ruling. The Committee may request information from the NHJ and SHJ but those *judges* will not vote on the final ruling.

15.2.5 The decision of the SSBC Rules Committee is final; there are no further appeals. However, AISC welcomes written suggestions for improving future competitions.

STUDENT
STEEL BRIDGE
COMPETITION
2023

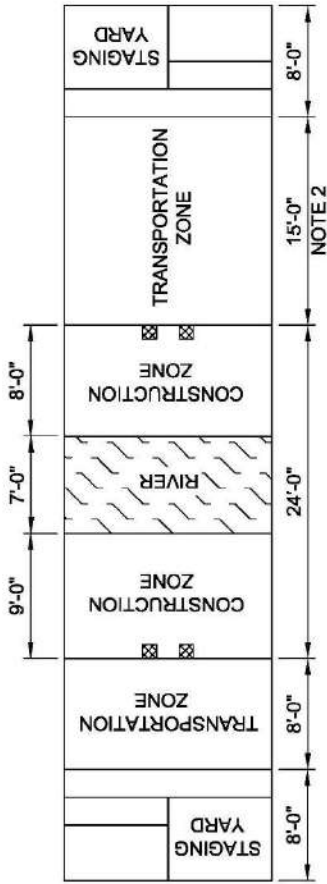


NO.	DATE	DESCRIPTION
PROJECT NO:	2023	DRAWN BY: JPM
DATE:	8/28/2022	CHECKED BY: SSBC RC
DRAWING TITLE:		

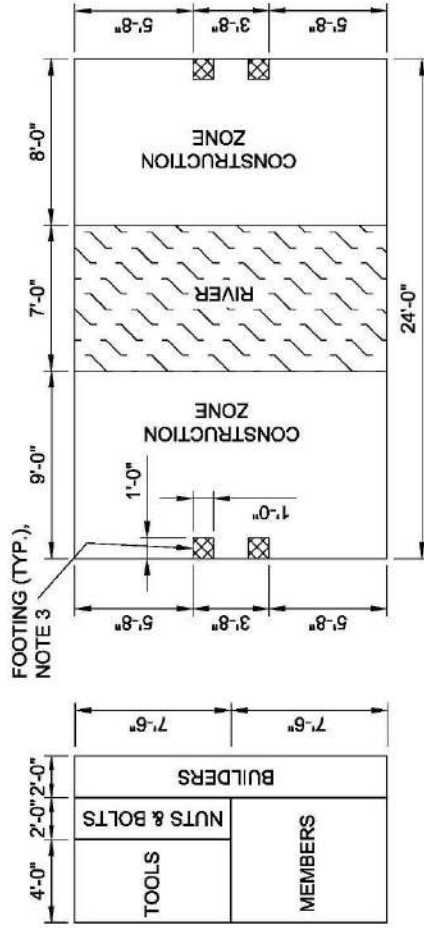
SITE PLAN

DRAWING NUMBER:

DWG 1



CONSTRUCTION SITE PLAN



**CONSTRUCTION ZONE
AND RIVER DETAIL**

**STAGING YARD
DETAIL**

1 SITE PLAN

- NOTES:
1. DRAWINGS ARE NOT TO SCALE
 2. DIMENSION MAY BE REDUCED TO FIT LOCAL CONDITIONS.
 3. ALL FOUR FOOTINGS ARE THE SAME SIZE.

STUDENT
STEEL BRIDGE
COMPETITION

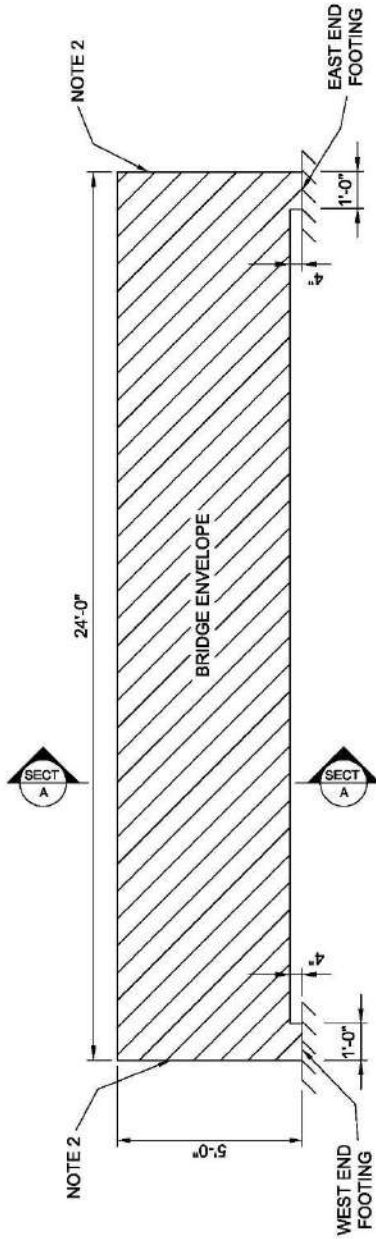
2023



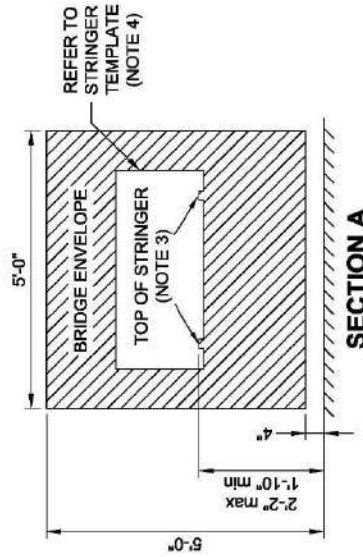
NO.	DATE	DESCRIPTION
PROJECT NO:	2023	DRAWN BY: JPM
DATE:	8/29/2022	CHECKED BY: SSBC RC

DRAWING TITLE:
**BRIDGE
ELEVATION**

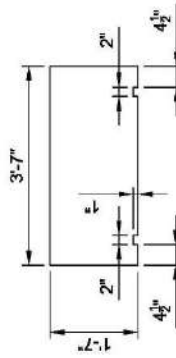
DRAWING NUMBER:
DWG 2



SOUTH SIDE ELEVATION



SECTION A



STRINGER TEMPLATE

1 BRIDGE ELEVATION

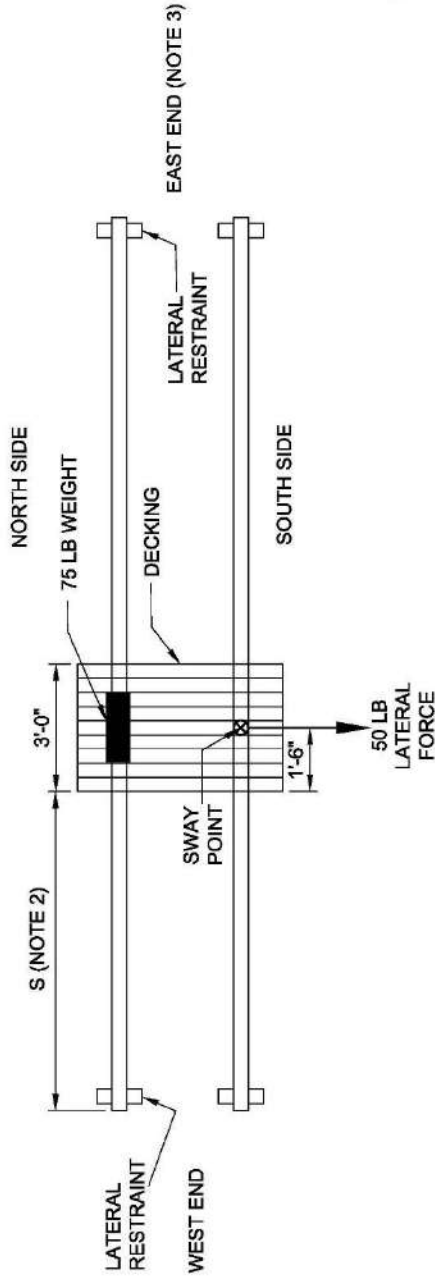
- NOTES:
1. DRAWINGS ARE NOT TO SCALE
 2. NO PART OF THE BRIDGE SHALL EXTEND AWAY FROM THE RIVER BEYOND THE CONSTRUCTION ZONE BOUNDARIES (B.3.5)
 3. TOP OF STRINGERS SHALL BE AT LEAST 23 FT. LONG AND AT MOST 24 FT. LONG (B.3.6)
 4. BRIDGE SHALL PROVIDE A STRAIGHT, CLEAR DECKING SUPPORT LOCATION AND PASSAGE WAY (B.3.8)

STUDENT
STEEL BRIDGE
COMPETITION

2023



NO.	DATE	DESCRIPTION
PROJECT NO:	2023	DRAWN BY: JPM
DATE:	8/29/2022	CHECKED BY: SSBC RC
DRAWING TITLE:		
LATERAL LOAD TEST PLAN		
DRAWING NUMBER:		
DWG 3		



1 LATERAL LOAD TEST PLAN

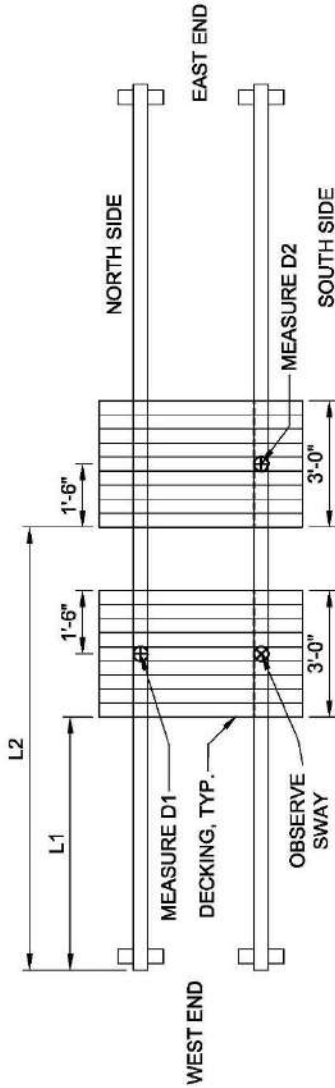
- NOTES:
1. DRAWING NOT TO SCALE
 2. DECKING LOCATION "S" IS DETERMINED BASED ON THE DIE ROLL, AND IS THE SAME FOR ALL BRIDGES.
 3. EAST END OF THE BRIDGE IS DETERMINED BASED ON A RANDOMIZING PROCESS FOR EACH BRIDGE.
 4. LOCATIONS OF LATERAL PULL, LATERAL RESTRAINT, AND SWAY MEASUREMENTS ARE SPECIFIC TO THE NORTH AND SOUTH SIDE OF THE BRIDGE. (1.1.4)

STUDENT
STEEL BRIDGE
COMPETITION

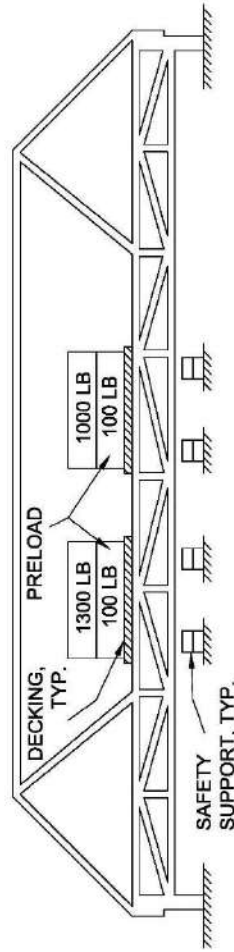
2023



NO.	DATE	DESCRIPTION
PROJECT NO:	2023	DRAWN BY: JPM
DATE:	8/29/2022	CHECKED BY: SSBC RC
DRAWING TITLE: VERTICAL LOAD TEST PLAN AND ELEVATION		
DRAWING NUMBER: DWG 4		



VERTICAL LOAD TEST PLAN



VERTICAL LOAD TEST ELEVATION

1

NOTES:

- DRAWINGS ARE NOT TO SCALE
- DECKING LOCATIONS "L1" AND "L2" ARE DETERMINED BASED ON THE DIE ROLL AND ARE THE SAME FOR ALL BRIDGES.
- DECKING LOCATION "L1" AND "L2" ARE MEASURED FROM THE WEST END OF THE NORTH SIDE STRINGER.
- SAFETY SUPPORTS ARE REQUIRED UNDER BOTH DECKING UNITS AT ALL TIMES.
- THE 100 LBS OF PRELOAD ARE PLACED FIRST ON EACH DECKING UNIT, FOLLOWED BY INITIALIZATION OR INITIAL READINGS OF DEFLECTION AND SWAY MEASURING DEVICES.
- THE PRELOAD REMAINS IN PLACE, AND 1300 LBS OF LOAD IS PLACED ON THE DECKING UNIT LOCATED AT "L1", FOLLOWED BY 1000 LBS OF LOAD PLACED ON THE DECKING UNIT LOCATED AT "L2".
- LOCATIONS OF DEFLECTION AND SWAY MEASUREMENTS ARE SPECIFIC TO THE NORTH AND SOUTH SIDES (11.5.1.3)
- DEFLECTIONS D1, D2, AND SWAY ARE MONITORED CONTINUOUSLY.
- STOP LOADING IF ANY DEFLECTION EXCEEDS 3 IN. OR SWAY EXCEEDS 1 IN.
- DEFLECTIONS ARE RECORDED AFTER ALL LOAD IS IN PLACE.